

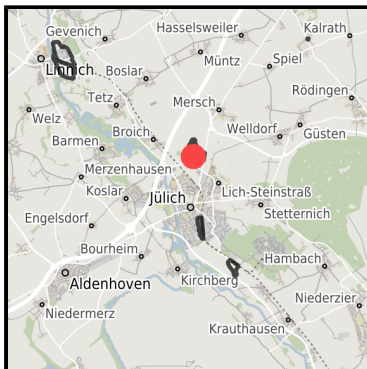
EXPOSÉ

Brainergy-Park

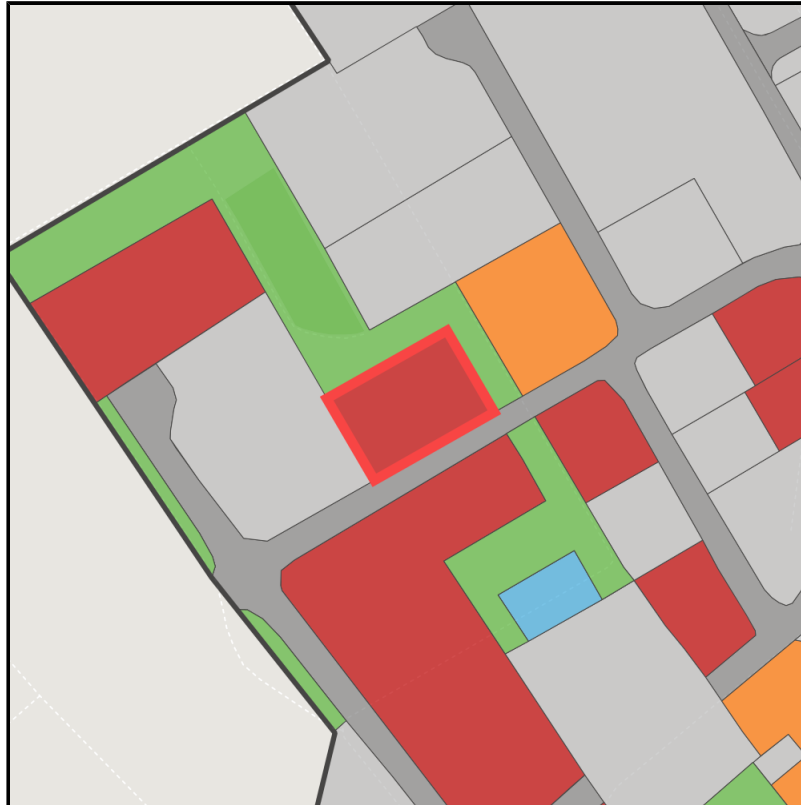
Ort: Jülich



Regional overview



Municipal overview



Detail view

Parcel

| | |
|---------------|----------------------------|
| Area size | 5,390 m ² |
| Availability | Immediately available area |
| Divisible | No |
| 24h operation | No |

EXPOSÉ

Brainergy-Park

Ort: Jülich

Details on commercial zone

Industrial tax multiplier

513.00 %

Area type

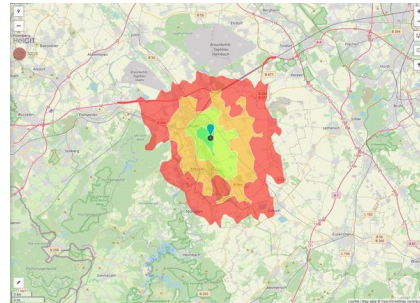
GE

Links

<https://www.gistra.de>



BPJ-Flug in die Zukunft



Erreichbarkeit in 20 Minuten: 176.000 Einwohner

Transport infrastructure

| | | |
|---------|-----------------------------|---------|
| Freeway | A44 | 3.8 km |
| Freeway | A4 | 14.9 km |
| Airport | Flughafen Düsseldorf | 64.6 km |
| Airport | Flughafen Aachen Maastricht | 64.8 km |

EXPOSÉ

Brainergy-Park

Ort: Jülich

Information about Jülich

Jülich is a town with a unique research and development potential that can be found at only a few locations around the world:

The Jülich Research Centre with 4,300 employees is the biggest German research institution .

Jülich is a self-confident medium-sized centre with a wide range of shops, restaurants and cafés in a attractive townscape attractive development areas with residential plots at favourable prices culture and ambience through a multitude of new exhibitions, theatres and concerts, The Citadel Museum and the ?Brückenkopfpark Jülich?.



EXPOSÉ

Brainergy-Park

Ort: Jülich

Contact person

Thomas Schmitz

Brainergy Park Jülich GmbH

Germany

+49 24 61 – 3189 743

tschmitz@brainergy-park.de

<http://www.brainergy-park.de>

In cooperation with:



Aachener Gesellschaft für Technologietransfer und Innovation AGIT mbH

Frank Leisten

+49(0)241 475773-50

f.leisten@agit.de

<http://www.agit.de>